Worthington Road
Ikea Way
Gemini Place
Polaris Parkway
Polaris Parkway
Fermi Drive open
Polaris Neighborhood Center II
IKEA
TOPGOLF
CAMBRIA
STAYBRIDGE SUITES
INTERSTATE 71
Cabela's
THE POINTE AT POLARIS
COSTCO WHOLESALE
POLARIS FASHION PLACE
Microsoft
Mc Graw Hill Education
METTLER TOLEDO
RelayHealth
CorporateOne
LA FITNESS
Lakeshore
Tim Hortons
Giordano's
FIRST WATCH
planet fitness
FRESH THYME
HOMEWOOD SUITES
LEVIS
BUFFALO WILD WINGS
URBANFLOAT
NAMASTE
BAGELS
CLEAN JUICE
DUNKIN' DONUTS
orangetheory
101
MUTTS & CO.
The Ravines at WESTAR
Medical Center
Firestone
inventiv Health
POLARIS grill
Certified

INTERSTATE
OHIO
71
IKEA
TOPGOLF
CAMBRIA hotels & suites
STAYBRIDGE SUITES
Cabela's
WORLD'S FOREMOST OUTFITTER
Gemini Place
THE POINTE AT POLARIS
COSTCO WHOLESALE
POLARIS FASHION PLACE
Microsoft
Hilton
HOTELS & RESORTS
Polaris Parkway
Ikea Way
Worthington Road
Fermi Drive open
Polaris Neighborhood Center II
RelayHealth
Mc Graw Hill Education
METTLER TOLEDO
LA FITNESS
Lakeshore
Giordano's
FIRST WATCH
FRESH THYME
HOMEWOOD SUITES
The Ravines at WESTAR
Firestone
inVentiv Health
Quest
SOGETI
Ventech
POLARIS Grill
BUFFALO WILD WINGS
URBANFLOAT
NAMASTE
CLEAN JUICE
orangetheory FITNESS
101
MUTTS & CO.
Polaris Parkway

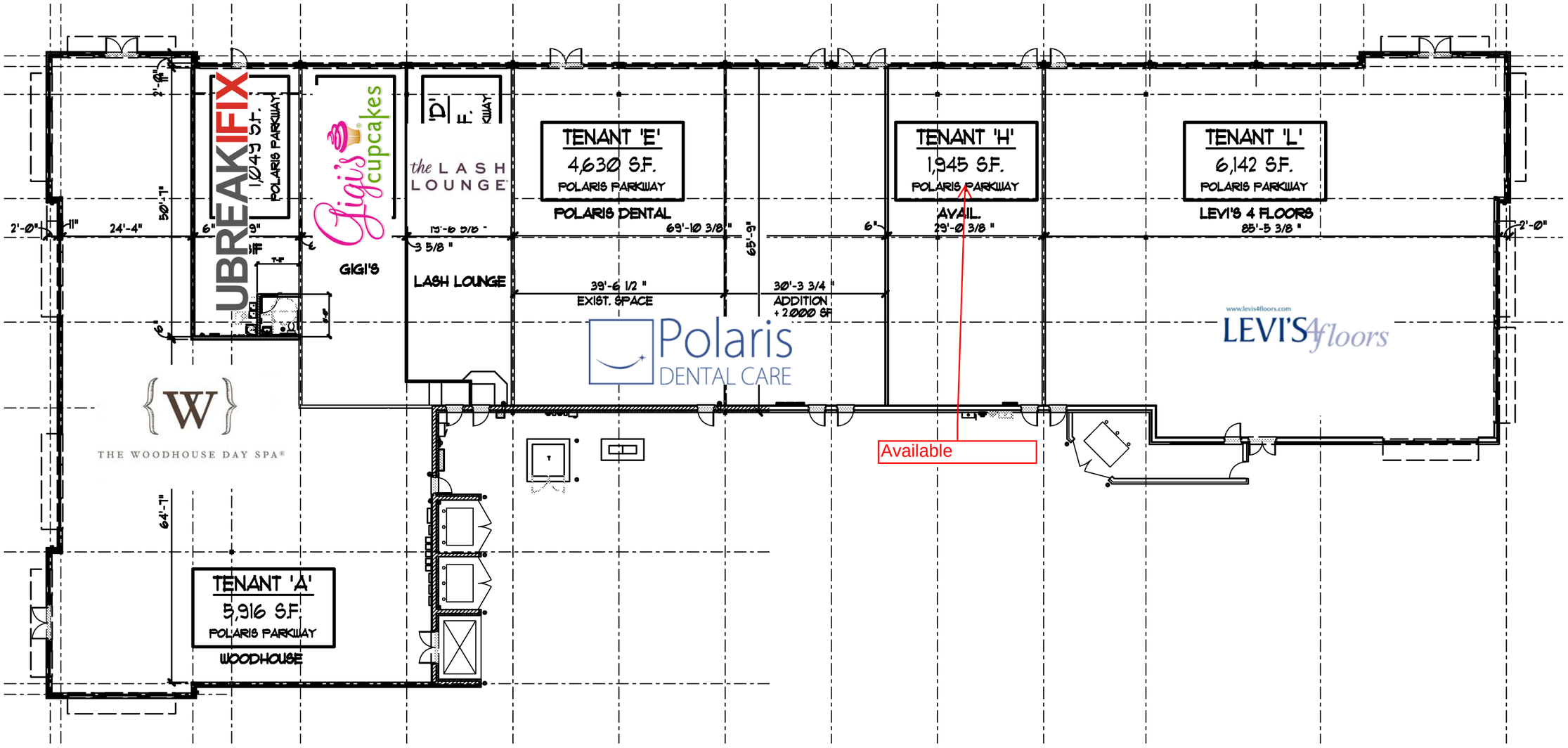
UBREAKIFIX
1,049 S.F.
POLARIS PARKWAY
Gigi's cupcakes
GIGI'S
the LASH LOUNGE
LASH LOUNGE
TENANT 'E'
4,630 S.F.
POLARIS PARKWAY
POLARIS DENTAL
TENANT 'H'
1,945 S.F.
POLARIS PARKWAY
AVAIL.
TENANT 'L'
6,142 S.F.
POLARIS PARKWAY
LEVI'S 4 FLOORS
85'-5 3/8"
50'-1"
24'-4"
2'-0"
69'-10 3/8"
65'-9"
29'-0 3/8"
39'-6 1/2"
EXIST. SPACE
30'-3 3/4"
ADDITION
+ 2,000 SF
Polaris
DENTAL CARE
www.levis4floors.com
LEVI'S 4floors
Available
{W}
THE WOODHOUSE DAY SPA®
64'-7"
TENANT 'A'
5,916 S.F.
POLARIS PARKWAY
WOODHOUSE

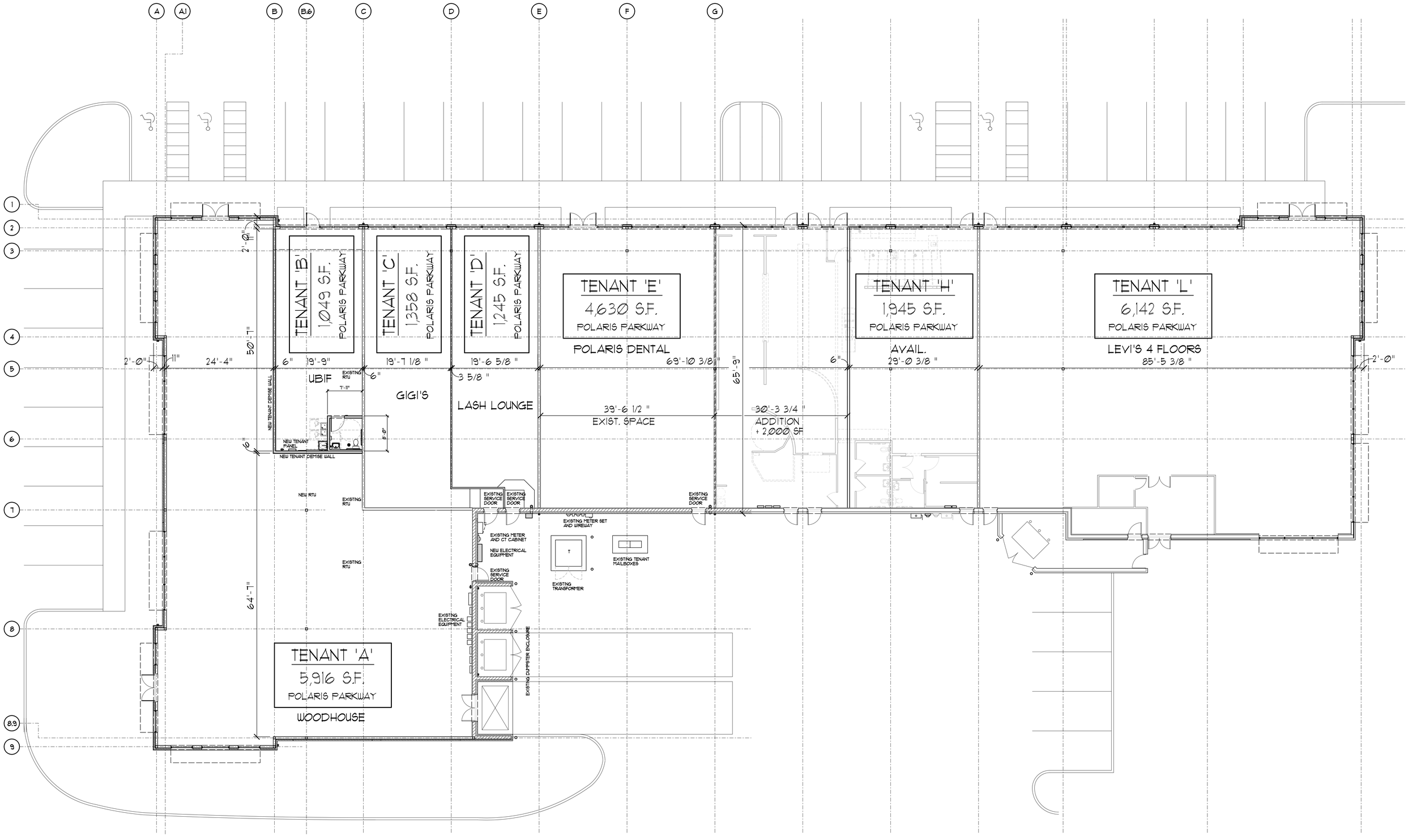
A
A1
B
B.6
C
D
E
F
G
1
2
3
4
5
6
7
8
8.9
9
TENANT 'B'
1,049 S.F.
POLARIS PARKWAY
TENANT 'C'
1,358 S.F.
POLARIS PARKWAY
TENANT 'D'
1,245 S.F.
POLARIS PARKWAY
TENANT 'E'
4,630 S.F.
POLARIS PARKWAY
POLARIS DENTAL
TENANT 'H'
1,945 S.F.
POLARIS PARKWAY
AVAIL.
TENANT 'L'
6,142 S.F.
POLARIS PARKWAY
LEVI'S 4 FLOORS
85'-5 3/8 "
2'-0"
50'-7"
24'-4"
6"
19'-9"
19'-7 1/8 "
19'-6 5/8 "
3 5/8 "
69'-10 3/8"
65'-9"
29'-0 3/8 "
UBIF
EXISTING RTU
7'-11"
8'-0"
GIGI'S
LASH LOUNGE
39'-6 1/2 "
EXIST. SPACE
30'-3 3/4 "
ADDITION
+ 2,000 SF
NEW TENANT PANEL
NEW TENANT DEMISE WALL
NEW RTU
EXISTING RTU
EXISTING SERVICE DOOR
EXISTING METER SET AND WIREWAY
EXISTING METER AND CT CABINET
NEW ELECTRICAL EQUIPMENT
EXISTING TRANSFORMER
EXISTING TENANT MAILBOXES
EXISTING ELECTRICAL EQUIPMENT
EXISTING DUMPSTER ENCLOSURE
64'-7"
TENANT 'A'
5,916 S.F.
POLARIS PARKWAY
WOODHOUSE

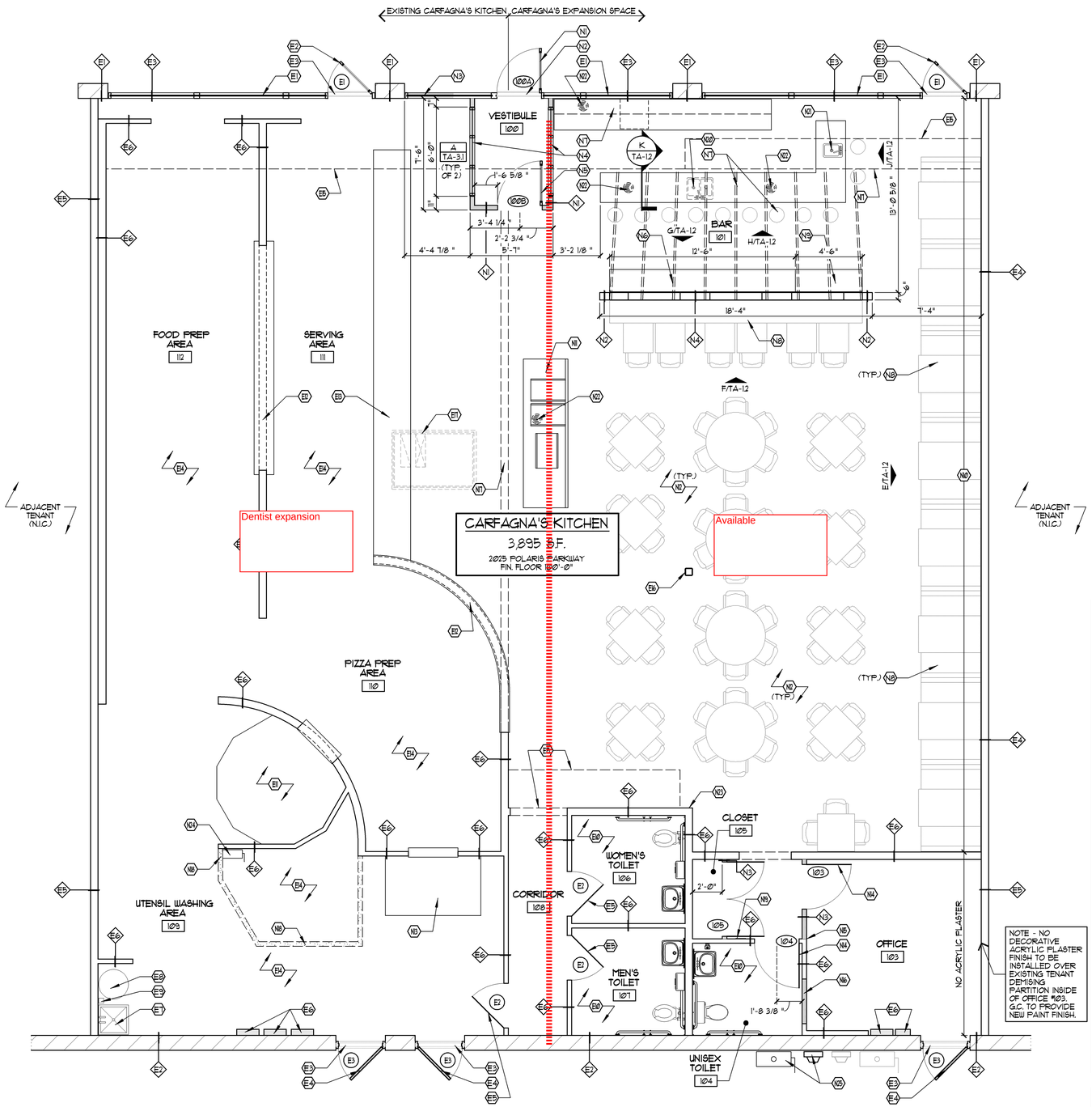

NOTE - NO DECORATIVE ACRYLIC PLASTER FINISH TO BE INSTALLED OVER EXISTING TENANT DEMISING PARTITION INSIDE OF OFFICE #103. G.C. TO PROVIDE NEW PAINT FINISH.

A TENANT FLOOR PLAN

SCALE: 1/4" = 1'-0"

INTERIOR METAL STUD SCHEDULE

SIZE	GA.	MAT. DESIGN THICK (MILS)	TYPE	MAXIMUM UNSUPPORTED HGT AT 16" O.C.	MAXIMUM UNSUPPORTED HGT AT 24" O.C.
1 5/8"	25	18	STND	6'-11"	6'-0"
	22	27	STND	8'-1"	7'-1"
	20	30	DRY	8'-4"	7'-3"
2 1/2"	25	18	STND	9'-6"	8'-4"
	22	27	STND	11'-2"	9'-9"
	20	30	DRY	11'-7"	10'-1"
3 1/2" / 3 5/8"	25	18	STND	12'-5"	10'-10"
	22	27	STND	14'-6"	12'-8"
	20	30	DRY	15'-0"	13'-1"
	20	33	STR	15'-6"	13'-6"
	18	43	STR	16'-11"	14'-9"
6"	22	27	STND	22'-4"	19'-6"
	20	30	DRY	23'-1"	20'-2"
	20	33	STR	23'-11"	20'-10"
	18	43	STR	26'-0"	22'-9"
	16	54	STR	27'-11"	24'-4"

1. USE GAUGE 4 TYPE OF STUD AS SCHEDULED, UNLESS NOTED OTHERWISE ON DRAWINGS.
2. BASED ON INTERIOR NON-STRUCTURAL, NON-COMPOSITE LIMITING WALL HEIGHT TABLES, PARTITIONS W/ ONE LAYER GYPSUM BOARD EACH SIDE (L/240 DEFLECTION - 5 PSF LOAD) PER SSMA PRODUCT TECHNICAL INFORMATION BULLETIN (ICBO ER-4943P)
3. RUNNER TRACK GAUGE TO MATCH STUD.
4. WALLS OVER 12'-0" HIGH TO BE LATERALLY BRACED VERTICALLY WITH 1 1/2" (16GA) COLD-ROLLED CHANNELS CLIP ANCHORED TO METAL STUDS.
5. STND = STANDARD STUD, DRY = DRYWALL STUD, STR = STRUCTURAL STUD
6. METAL STUD NON-STRUCTURAL WALL SYSTEMS TO FOLLOW ASTM C754 & ASTM 645.
7. MATERIAL DESIGN THICKNESS IS THE BASE METAL THICKNESS IN MILS. MINIMUM ALLOWED BASE METAL THICKNESS REPRESENTS 95% OF THE DESIGN THICKNESS.

SYMBOL LEGEND

	PLAN CODED NOTE TAG (SEE THIS SHEET FOR SCHEDULE)
	PARTITION / WALL TYPE (SEE THIS SHEET FOR PARTITION SCHEDULE)
	DOOR NUMBER TAG (SEE SHEET TA-3.1 FOR DOOR SCHEDULE)
	EXISTING DOOR TAG (SEE SHEET TA-3.1 FOR DOOR SCHEDULE)
	MATERIAL / FINISH TAG (SEE SHEET TA-3.2 FOR FINISH SCHEDULE)
	EXISTING WALL / PARTITION (SEE SHELL BUILDING DOCUMENTATION)
	NEW WALL / PARTITION (SEE THIS SHEET FOR PARTITION SCHEDULE)
	EXISTING STOREFRONT SYSTEM TO REMAIN.

PARTITION SCHEDULE

MARK	RATING	NOTES	DESCRIPTION	DIAGRAM	DEPTH
E1	--	EXTERIOR WALL (EXISTING)	EXISTING EXTERIOR WALL CONSTRUCTION TO REMAIN.		FIELD VERIFY
E2	--	EXTERIOR MASONRY WALL (EXISTING)	EXISTING EXTERIOR MASONRY WALL CONSTRUCTION TO REMAIN.		FIELD VERIFY
E3	--	ALUMINUM STORE-FRONT (EXISTING)	EXISTING ALUMINUM STOREFRONT SYSTEM TO REMAIN.		FIELD VERIFY
E4	--	TENANT DEMISING PARTITION (EXISTING)	EXISTING GYPSUM BOARD AND METAL STUD TENANT DEMISING PARTITION TO REMAIN. PROVIDE NEW ACRYLIC PLASTER FINISH OVER NEW 1/2" CEMENT BOARD OVER EXISTING GYPSUM BOARD. SEE INTERIOR ELEVATIONS.	CARFAGNA'S ADJ. TENANT	FIELD VERIFY
E5	--	TENANT DEMISING PARTITION (EXISTING)	EXISTING GYPSUM BOARD AND METAL STUD TENANT DEMISING PARTITION TO REMAIN.		FIELD VERIFY
E6	--	INTERIOR PARTITION (EXISTING)	EXISTING GYPSUM BOARD AND METAL STUD INTERIOR PARTITION TO REMAIN.		FIELD VERIFY
N1	--	VESTIBULE PARTITION (NEW)	5/8" GYPSUM BOARD OVER BOTH SIDES OF 3 5/8" (20 GA.) METAL STUD FRAMING @ 24" O.C. PARTITION TO EXTEND FROM FINISHED FLOOR TO 10'-6" AFF. TAPE, MUD, AND SAND ALL SEAMS IN PREPARATION FOR FUTURE FINISHES. SEE PARTITION TYPE 'N1' ON SHEET TA-12.		4 7/8"
N2	--	INTERIOR PARTITION (NEW)	5/8" GYPSUM BOARD OVER BOTH SIDES OF 3 5/8" (20 GA.) METAL STUD FRAMING @ 24" O.C. PARTITION TO EXTEND FROM FINISHED FLOOR TO 11'-5 1/2" AFF. TAPE, MUD, AND SAND ALL SEAMS IN PREPARATION FOR FUTURE FINISHES. SEE PARTITION TYPE 'N2' ON SHEET TA-12.		4 7/8"
N3	--	INTERIOR PARTITION (NEW)	5/8" GYPSUM BOARD OVER BOTH SIDES OF 3 5/8" (20 GA.) METAL STUD FRAMING @ 24" O.C. PARTITION TO EXTEND FROM FINISHED FLOOR TO 6" ABOVE FINISHED CEILING. TAPE, MUD, AND SAND ALL SEAMS IN PREPARATION FOR FUTURE FINISHES. SEE PARTITION TYPE 'N3' ON SHEET TA-12.		4 7/8"
N4	--	PARTIAL HEIGHT PARTITION (NEW)	5/8" GYPSUM BOARD OVER BOTH SIDES OF 3 5/8" (20 GA.) METAL STUD FRAMING @ 24" O.C. PARTITION TO EXTEND FROM FINISHED FLOOR TO 9'-6" AFF. TAPE, MUD, AND SAND ALL SEAMS IN PREPARATION FOR FUTURE FINISHES.		4 7/8"

1. FIELD VERIFY ALL DIMENSIONS. DIMENSIONS ARE TO FACE OF METAL STUD, UNLESS NOTED OTHERWISE.
2. ALL PARTITIONS TO BE BUILT TO DECK SHALL INCLUDE ANY STRUCTURE SUCH AS JOISTS AND BEAMS THAT MAY NEED TO BE FRAMED OUT TO PROVIDE DRYWALL TO DECK. ALL PENETRATIONS AND FLUTES IN DECK SHALL BE SEALED AS REQ'D.
3. PROVIDE BRACING PER MANUF. RECOMMENDATIONS OF ALL PARTITIONS THAT DO NOT EXTEND FULL HEIGHT TO UNDERSIDE OF STRUCTURE ABOVE.
4. AT ALL FRAMING THAT EXTENDS FROM SLAB TO STRUCTURE ABOVE, PROVIDE A GALVANIZED STEEL SHEET DEEP LEG DEFLECTION TRACK (20 GA.) 'SLP-TRK' BY SLIPTRACK SYSTEMS, INC. SECURE TO STRUCTURE WITH FASTENERS AT 2'-0" O.C. MAXIMUM. DO NOT SECURE TRACK TO VERTICAL STUDS. PROVIDE MINIMUM 1 1/2" TO TOP OF STUD.
5. ALL BOTTOM TRACK RUNNERS TO BE HELD IN PLACE WITH FASTENERS AT 2'-0" O.C. MAX w/ HILTI POWER DRIVER ANCHOR ICBO #3388, Ø145" DIA. SHANK w/ 1 1/8" MIN PENETRATION (SEE DETAIL C/TA-12).
6. PROVIDE HORIZONTAL BRIDGING IN ALL PARTITION FRAMING AT A MAXIMUM OF 6'-0" O.C. VERTICALLY. SEE DETAIL B/TA-12. G.C. TO VERIFY WITH METAL STUD MANUFACTURER TO DETERMINE IF HORIZONTAL BRIDGING IS REQUIRED FOR METAL STUD PARTITION WALLS WITH GYP. BRD. ON BOTH SIDES THAT EXTEND FROM FINISH FLOOR TO BOTTOM OF METAL DECK ABOVE.
7. PROVIDE VERTICAL CONTROL JOINTS AT 30'-0" O.C. MAX. SEE DETAIL D/TA-12.
9. ALL GYPSUM BOARD IS TO BE 5/8" THICK UNLESS NOTED OTHERWISE. PROVIDE TYPE 'X' GYPSUM BOARD AT ALL FIRE RATED PARTITIONS.
10. METAL STUD NON-STRUCTURAL WALL SYSTEMS TO FOLLOW ASTM C754 & ASTM 645.
11. WATER RESISTANT GYP. BRD. TO BE 5/8" 'DENS-ARMOR PLUS' OR EQUAL COMPLYING WITH ASTM C1178, C1288, OR C1325. PROVIDE AT ALL TOILET ROOM WALLS, PLUMBING CHASE WALLS, JANITOR CLOSETS, MECHANICAL ROOMS AND FIRE RISER ROOM.
12. TILE BACKER BOARD TO BE 5/8" 'DENS-SHIELD TILE BACKER' AS MANUFACTURED BY GEORGIA-PACIFIC.
13. ALL PLYWOOD BLOCKING TO BE FIRE RETARDANT TREATED.
14. TAPE, MUD, AND SAND GYPSUM BOARD SMOOTH READY FOR TENANT FINISHES AT INTERIOR FACE OF ALL GYPSUM BOARD SURFACES - PROVIDE ASTM C840 LEVEL 4 FINISH U.N.O.

PLAN CODED NOTES

- E1 EXISTING SHELL BUILDING STOREFRONT SYSTEM TO REMAIN. PROTECT DURING CONSTRUCTION.
- E2 EXISTING STOREFRONT ENTRANCE DOOR TO REMAIN. PROVIDE NEW CYLINDER. COORDINATE WITH TENANT.
- E3 EXISTING ALUMINUM THRESHOLD TO REMAIN.
- E4 EXISTING HOLLOW METAL SERVICE DOOR AND FRAME TO REMAIN.
- E5 EXISTING INTERIOR HOLLOW METAL DOOR AND FRAME TO REMAIN.
- E6 EXISTING ELECTRICAL PANEL TO REMAIN (SEE ELECTRICAL SHEETS)
- E7 EXISTING JANITOR SINK TO REMAIN (SEE PLUMBING SHEETS)
- E8 EXISTING HOT WATER HEATER TO REMAIN (SEE PLUMBING SHEETS)
- E9 EXISTING WATER METER TO REMAIN.
- E10 EXISTING TOILET ROOM FINISHES, PLUMBING FIXTURES, AND ACCESSORIES TO REMAIN.
- E11 EXISTING PIZZA OVEN TO REMAIN.
- E12 EXISTING COUNTERTOP TO REMAIN.
- E13 EXISTING DELI / DESERT CASES TO REMAIN.
- E14 EXISTING FLOOR FINISHES TO REMAIN.
- E15 LINE OF EXISTING SOFFIT ABOVE TO REMAIN. SHOWN DASHED.
- E16 EXISTING SHELL BUILDING STEEL COLUMN TO REMAIN. SEE SHELL BUILDING DOCUMENTATION.
- E17 LINE OF EXISTING ROOF MOUNTED HVAC UNIT TO REMAIN. SEE HVAC SHEETS.

- N1 RELOCATED EXISTING STOREFRONT SYSTEM ENTRANCE DOOR. SEE DOOR SCHEDULE ON SHEET TA-3.1.
- N2 NEW ADAAG COMPLIANT ALUMINUM THRESHOLD. SET IN FULL BED OF SEALANT.
- N3 NEW 1" INSULATED GLASS AND ALUMINUM FRAMING INFILL AT AREA OF REMOVED DOOR AND MULLION TO MATCH EXISTING.
- N4 NEW 1 3/4" x 4" KAWNEER TRIFAB 11 4200 ALUMINUM WINDOW SYSTEM WITH 1/4" GLASS. SEE WINDOW ELEVATION ON SHEET TA-3.1.
- N5 NEW STOREFRONT ENTRANCE DOOR TO MATCH EXISTING.
- N6 RELOCATED EXISTING 42" HIGH BAR COUNTERTOP.
- N7 NEW BAR COUNTERTOP, CABINETS, AND BAR EQUIPMENT BY OTHERS. (N.I.C.).
- N8 NEW BOOTH SEATING BY OTHERS. (N.I.C.)
- N9 NEW 42" HIGH BAR COUNTERTOP TO MATCH EXISTING BY OTHERS. (N.I.C.).
- N10 NEW DECORATIVE ACRYLIC PLASTER INTERIOR FINISH. SEE INTERIOR ELEVATION ON SHEET TA-12.
- N11 NEW ISLAND BAR BY OTHERS. (N.I.C.).
- N12 NEW FREESTANDING FURNITURE BY OTHERS. (N.I.C.).
- N13 NEW OVEN BY OTHERS. (N.I.C.).
- N14 RELOCATED SALVAGED HOLLOW METAL DOOR AND FRAME. SEE DOOR SCHEDULE ON SHEET TA-3.1.
- N15 ALIGN FACE OF NEW PARTITION WITH FACE OF EXISTING PARTITION FOR A SMOOTH FINISH.
- N16 INFILL EXISTING DOOR OPENING WITH 5/8" GYPSUM BOARD AND METAL STUD FRAMING TO MATCH ADJACENT EXISTING WALLS. ALIGN FACE OF NEW PARTITION WITH FACE OF EXISTING PARTITION FOR A SMOOTH FINISH.
- N17 LINE OF NEW SOFFIT ABOVE SHOWN DASHED. SEE REFLECTED CEILING PLAN ON SHEET TA-2.1.
- N18 PATCH FLOOR FINISHES AT AREA OF REMOVED INTERIOR PARTITION WITH NEW FINISHES TO MATCH ADJACENT EXISTING FLOOR FINISH.
- N19 PROVIDE HAGER #6380 ADA TACTILE TOILET ROOM SIGN. MOUNT CENTERLINE OF SIGN 5'-0" AFF. (SEE DETAIL A/ADA-1)
- N20 FLOOR SINK. SEE PLUMBING SHEETS.
- N21 NEW HAND SINK PROVIDED BY OTHERS. SEE PLUMBING SHEETS.
- N22 FLOOR DRAIN. SEE PLUMBING SHEETS.
- N23 PATCH EXISTING GYPSUM BOARD PARTITION AT AREA OF DEMOLITION OF EXISTING ADJACENT PARTITION. PROVIDE SMOOTH FINISH.
- N24 NEW DISCONNECT SWITCH. SEE ELECTRICAL SHEETS.
- N25 RELOCATED METER SET AND DISCONNECT SWITCH. SEE ELECTRICAL SHEETS.

FORD & ASSOCIATES

1500 West First Avenue
Columbus, Ohio 43212
P: 614.488.6252
F: 614.488.9963

ARCHITECTS

CARFAGNA'S KITCHEN TENANT IMPROVEMENT

2025 Polaris Parkway, Columbus, Ohio 43240

FOR Gioffre Construction, Inc.
6262 Eiterman Road, Dublin, Ohio 43016

Copyright 2010. All Drawings are and shall remain the property of Ford & Associates Architects, Inc. and may not be used, duplicated, or altered without the written consent of the Architect.

ISSUE	REVISION	DATE
PERMIT		FEB. 15, 2010
BID		FEB. 15, 2010

TENANT FLOOR PLAN AND NOTES

FAA #10024.00

TA-1.1

CARFAGNA'S KITCHEN